



History

St Mary's
Progression Map



Level Expected at the End of EYFS

We have selected the **most relevant** statements from Development Matters age ranges for Three and Four-Year-Olds and Reception as well as highlighting the statements within the ELGs **which feed into** the programme of study for history.

For more detail about linked subject progression within the EYFS Framework, please refer to [these documents](#).

History			
Three and Four-Year-Olds	Understanding the World		<ul style="list-style-type: none">• Begin to make sense of their own life-story and family's history.
Reception	Understanding the World		<ul style="list-style-type: none">• Comment on images of familiar situations in the past.• Compare and contrast characters from stories, including figures from the past.
ELG	Understanding the World	Past and Present	<ul style="list-style-type: none">• Talk about the lives of people around them and their roles in society.• Know some similarities and differences between things in the past and now, drawing on their experiences and what has been read in class.• Understand the past through settings, characters and events encountered in books read in class and storytelling.

Key Stage 1 National Curriculum Expectations	Key Stage 2 National Curriculum Expectations
<p>Pupils should be taught about:</p> <ul style="list-style-type: none"> • changes within living memory. Where appropriate, these should be used to reveal aspects of change in national life; • events beyond living memory that are significant nationally or globally [for example the Great Fire of London, the first aeroplane flight or events commemorated through festivals or anniversaries]; • the lives of significant individuals in the past who have contributed to national and international achievements. Some should be used to compare aspects of life in different periods [for example Elizabeth I and Queen Victoria, Christopher Columbus and Neil Armstrong, William Caxton and Tim Berners-Lee, Pieter Bruegel the Elder and LS Lowry, Rosa Parks and Emily Davison, Mary Seacole and/or Florence Nightingale and Edith Cavell]; • significant historical events, people and places in their own locality. 	<p>Pupils should be taught about:</p> <ul style="list-style-type: none"> • changes in Britain from the Stone Age to the Iron Age; • the Roman Empire and its impact on Britain; • Britain's settlement by Anglo-Saxons and Scots; • the Viking and Anglo-Saxon struggle for the Kingdom of England to the time of Edward the Confessor; • a local history study; • a study of an aspect or theme in British history that extends pupils' chronological knowledge beyond 1066; • the achievements of the earliest civilizations – an overview of where and when the first civilizations appeared and a depth study of one of the following: Ancient Sumer; The Indus Valley; Ancient Egypt; The Shang Dynasty of Ancient China; • Ancient Greece – a study of Greek life and achievements and their influence on the western world; • a non-European society that provides contrasts with British history – one study chosen from: early Islamic civilization, including a study of Baghdad c. AD 900; Mayan civilization c. AD 900; Benin (West Africa) c. AD 900-1300.

This PlanIt Deep Dive into History: Whole-School Progression Map has been written to support practitioners who have chosen to adopt the PlanIt scheme in part or in full. The curriculum progression map comprehensively shows the progression of historical skills and concepts from year 1 to year 6.

Intent

PlanIt History offers a coherently planned sequence of lessons to help teachers ensure they have progressively covered the skills and concepts required in the National Curriculum. PlanIt History aims to develop historical skills and concepts which are transferable to whatever period of history is being studied and will equip children for future learning. These key historical skills and concepts, which are revisited throughout different units, are: Historical Interpretations; Historical Investigations; Chronological Understanding; Knowledge and Understanding of Events, People and Changes in the Past; Presenting, Organising and Communicating.

The coverage of recent history in KS1 such as 'Toys' and 'Travel and Transport' enables children to acquire an understanding of time, events and people in their memory and their parents' and grandparents' memories. For KS1, we have designed a curriculum that can be covered chronologically in reverse to allow a full opportunity for children to really grasp the difficult concept of the passing of time.

The intent in lower KS2 is that children can work in chronological order from ancient history such as 'Ancient Egypt' and then progress onto more modern history such as 'The Railways'.

Upper KS2 allows children to repeat and embed this sequence of chronology with a wider selection of ancient history such as 'Early Islamic Civilisations' and 'Stone Age' through to more modern history such as 'World War II' and 'Leisure and Entertainment'. The repeat in KS2 of chronological order from ancient to modern allows for children to truly develop and embed a sense of time and how civilisations were interconnected. Children start to understand how some historical events occurred concurrently in different locations, e.g. Ancient Egypt and the Stone Age.

Implementation

In order for children to know more and remember more in each area of history studied, there is a structure to the lesson sequence whereby prior learning is always considered and opportunities for revision of facts and historical understanding are built into lessons. However, this is not to say that this structure should be followed rigidly: it allows for this revision to become part of good practice and ultimately helps build a depth to children's historical understanding. Through revisiting and consolidating skills, our lesson plans and resources help children build on prior knowledge alongside introducing new skills and challenge. We have suggested a specific series of lessons for each key stage, which will offer structure and narrative but are by no means to be used exclusively, rather to support planning. The revision and introduction of key vocabulary is built into each lesson. This vocabulary is then included in display materials and additional resources to ensure that children are allowed opportunities to repeat and revise this knowledge.

Adult guides and accurate historical subject knowledge are always provided within lessons to allow the teacher and adults working in those lessons to feel confident and supported with the historical skills and knowledge that they are teaching.

Through these lessons, we intend to inspire pupils and practitioners to develop a love of history and see how it has shaped the world they live in.

Impact

The impact of using the full range of resources, including display materials, will be seen across the school with an increase in the profile of history. The learning environment across the school will be more consistent with historical technical vocabulary displayed, spoken and used by all learners. Whole-school and parental engagement will be improved through the use of history-specific home learning tasks and opportunities suggested in lessons and overviews for wider learning. We want to ensure that history is loved by teachers and pupils across school, therefore encouraging them to want to continue building on this wealth of historical knowledge and understanding, now and in the future. Impact can also be measured through key questioning skills built into lessons, child-led assessment such as success criteria grids, jigsaw targets and KWL grids and summative assessments aimed at targeting next steps in learning.

Historical Interpretations

KS1

LKS2





UKS2





KS1 History National Curriculum

Children should understand some of the ways in which we find out about the past and identify different ways in which it is represented.

Children can:

- a start to compare two versions of a past event;
- b observe and use pictures, photographs and artefacts to find out about the past;
- c start to use stories or accounts to distinguish between fact and fiction;
- d explain that there are different types of evidence and sources that can be used to help represent the past.

 <p>The Gunpowder Plot</p> <p>Lesson Number:</p>						 <p>Kings and Queens</p> <p>Lesson Number:</p>						 <p>Travel and Transport</p> <p>Lesson Number:</p>						 <p>The Great Fire of London</p> <p>Lesson Number:</p>					
1	2	3	4	5	6	1	2	3	4	5	6	1	2	3	4	5	6	1	2	3	4	5	6
a	a	a	a	a	a	a	a	a	a	a	a	a	a	a	a	a	a	a	a	a	a	a	a
b	b	b	b	b	b	b	b	b	b	b	b	b	b	b	b	b	b	b	b	b	b	b	b
c	c	c	c	c	c	c	c	c	c	c	c	c	c	c	c	c	c	c	c	c	c	c	c
d	d	d	d	d	d	d	d	d	d	d	d	d	d	d	d	d	d	d	d	d	d	d	d

 <p>War and Remembrance</p> <p>Lesson Number:</p>						 <p>Significant Explorers</p> <p>Lesson Number:</p>						 <p>Nurturing Nurses</p> <p>Lesson Number:</p>						 <p>Toys</p> <p>Lesson Number:</p>					
1	2	3	4	5	6	1	2	3	4	5	6	1	2	3	4	5	6	1	2	3	4	5	6
a	a	a	a	a	a	a	a	a	a	a	a	a	a	a	a	a	a	a	a	a	a	a	a
b	b	b	b	b	b	b	b	b	b	b	b	b	b	b	b	b	b	b	b	b	b	b	b
c	c	c	c	c	c	c	c	c	c	c	c	c	c	c	c	c	c	c	c	c	c	c	c
d	d	d	d	d	d	d	d	d	d	d	d	d	d	d	d	d	d	d	d	d	d	d	d

Historical Investigations

KS1

LKS2









UKS2

KS1 History National Curriculum

Children should ask and answer questions, using other sources to show that they know and understand key features of events.

Children can:

- a observe or handle evidence to ask simple questions about the past;
- b observe or handle evidence to find answers to simple questions about the past on the basis of simple observations;
- c choose and select evidence and say how it can be used to find out about the past.

 <p>The Gunpowder Plot</p> <p>Lesson Number:</p>						 <p>Kings and Queens</p> <p>Lesson Number:</p>						 <p>Travel and Transport</p> <p>Lesson Number:</p>						 <p>The Great Fire of London</p> <p>Lesson Number:</p>					
1	2	3	4	5	6	1	2	3	4	5	6	1	2	3	4	5	6	1	2	3	4	5	6
a	a	a	a	a	a	a	a	a	a	a	a	a	a	a	a	a	a	a	a	a	a	a	a
b	b	b	b	b	b	b	b	b	b	b	b	b	b	b	b	b	b	b	b	b	b	b	b
c	c	c	c	c	c	c	c	c	c	c	c	c	c	c	c	c	c	c	c	c	c	c	c
d	d	d	d	d	d	d	d	d	d	d	d	d	d	d	d	d	d	d	d	d	d	d	d
 <p>War and Remembrance</p> <p>Lesson Number:</p>						 <p>Significant Explorers</p> <p>Lesson Number:</p>						 <p>Nurturing Nurses</p> <p>Lesson Number:</p>						 <p>Toys</p> <p>Lesson Number:</p>					
1	2	3	4	5	6	1	2	3	4	5	6	1	2	3	4	5	6	1	2	3	4	5	6
a	a	a	a	a	a	a	a	a	a	a	a	a	a	a	a	a	a	a	a	a	a	a	a
b	b	b	b	b	b	b	b	b	b	b	b	b	b	b	b	b	b	b	b	b	b	b	b
c	c	c	c	c	c	c	c	c	c	c	c	c	c	c	c	c	c	c	c	c	c	c	c
d	d	d	d	d	d	d	d	d	d	d	d	d	d	d	d	d	d	d	d	d	d	d	d

Chronological Understanding

KS1

LKS2





UKS2





KS1 History National Curriculum

Pupils should develop an awareness of the past, using common words and phrases relating to the passing of time. They should know where the people and events they study fit within a chronological framework.

Children can:

- a sequence artefacts and events that are close together in time;
- b order dates from earliest to latest on simple timelines;
- c sequence pictures from different periods;
- d describe memories and changes that have happened in their own lives;
- e use words and phrases such as: old, new, earliest, latest, past, present, future, century, new, newest, old, oldest, modern, before, after to show the passing of time.

 <p>The Gunpowder Plot</p> <p>Lesson Number:</p>						 <p>Kings and Queens</p> <p>Lesson Number:</p>						 <p>Travel and Transport</p> <p>Lesson Number:</p>						 <p>The Great Fire of London</p> <p>Lesson Number:</p>					
1	2	3	4	5	6	1	2	3	4	5	6	1	2	3	4	5	6	1	2	3	4	5	6
a	a	a	a	a	a	a	a	a	a	a	a	a	a	a	a	a	a	a	a	a	a	a	a
b	b	b	b	b	b	b	b	b	b	b	b	b	b	b	b	b	b	b	b	b	b	b	b
c	c	c	c	c	c	c	c	c	c	c	c	c	c	c	c	c	c	c	c	c	c	c	c
d	d	d	d	d	d	d	d	d	d	d	d	d	d	d	d	d	d	d	d	d	d	d	d
e	e	e	e	e	e	e	e	e	e	e	e	e	e	e	e	e	e	e	e	e	e	e	e

 <p>War and Remembrance</p> <p>Lesson Number:</p>						 <p>Significant Explorers</p> <p>Lesson Number:</p>						 <p>Nurturing Nurses</p> <p>Lesson Number:</p>						 <p>Toys</p> <p>Lesson Number:</p>					
1	2	3	4	5	6	1	2	3	4	5	6	1	2	3	4	5	6	1	2	3	4	5	6
a	a	a	a	a	a	a	a	a	a	a	a	a	a	a	a	a	a	a	a	a	a	a	a
b	b	b	b	b	b	b	b	b	b	b	b	b	b	b	b	b	b	b	b	b	b	b	b
c	c	c	c	c	c	c	c	c	c	c	c	c	c	c	c	c	c	c	c	c	c	c	c
d	d	d	d	d	d	d	d	d	d	d	d	d	d	d	d	d	d	d	d	d	d	d	d
e	e	e	e	e	e	e	e	e	e	e	e	e	e	e	e	e	e	e	e	e	e	e	e

Knowledge and Understanding of Events, People and Changes in the Past

KS1

LKS2

UKS2









KS1 History National Curriculum

Pupils should identify similarities and differences between ways of life in different periods.

Children should choose and use parts of stories and other sources to show that they know and understand key features of events.

Children can:

- a** recognise some similarities and differences between the past and the present;
- b** identify similarities and differences between ways of life in different periods;
- c** know and recount episodes from stories and significant events in history;
- d** understand that there are reasons why people in the past acted as they did;
- e** describe significant individuals from the past.

 <p>The Gunpowder Plot</p> <p>Lesson Number:</p>						 <p>Kings and Queens</p> <p>Lesson Number:</p>						 <p>Travel and Transport</p> <p>Lesson Number:</p>						 <p>The Great Fire of London</p> <p>Lesson Number:</p>					
1	2	3	4	5	6	1	2	3	4	5	6	1	2	3	4	5	6	1	2	3	4	5	6
a	a	a	a	a	a	a	a	a	a	a	a	a	a	a	a	a	a	a	a	a	a	a	a
b	b	b	b	b	b	b	b	b	b	b	b	b	b	b	b	b	b	b	b	b	b	b	b
c	c	c	c	c	c	c	c	c	c	c	c	c	c	c	c	c	c	c	c	c	c	c	c
d	d	d	d	d	d	d	d	d	d	d	d	d	d	d	d	d	d	d	d	d	d	d	d
e	e	e	e	e	e	e	e	e	e	e	e	e	e	e	e	e	e	e	e	e	e	e	e
 <p>War and Remembrance</p> <p>Lesson Number:</p>						 <p>Significant Explorers</p> <p>Lesson Number:</p>						 <p>Nurturing Nurses</p> <p>Lesson Number:</p>						 <p>Toys</p> <p>Lesson Number:</p>					
1	2	3	4	5	6	1	2	3	4	5	6	1	2	3	4	5	6	1	2	3	4	5	6
a	a	a	a	a	a	a	a	a	a	a	a	a	a	a	a	a	a	a	a	a	a	a	a
b	b	b	b	b	b	b	b	b	b	b	b	b	b	b	b	b	b	b	b	b	b	b	b
c	c	c	c	c	c	c	c	c	c	c	c	c	c	c	c	c	c	c	c	c	c	c	c
d	d	d	d	d	d	d	d	d	d	d	d	d	d	d	d	d	d	d	d	d	d	d	d
e	e	e	e	e	e	e	e	e	e	e	e	e	e	e	e	e	e	e	e	e	e	e	e

Presenting, Organising and Communicating

KS1

LKS2





UKS2





KS1 History National Curriculum

Pupils should use a wide vocabulary of everyday historical terms.

Children can:

- a show an understanding of historical terms, such as monarch, parliament, government, war, remembrance;
- b talk, write and draw about things from the past;
- c use historical vocabulary to retell simple stories about the past;
- d use drama/role play to communicate their knowledge about the past.

 <p>The Gunpowder Plot</p> <p>Lesson Number:</p>						 <p>Kings and Queens</p> <p>Lesson Number:</p>						 <p>Travel and Transport</p> <p>Lesson Number:</p>						 <p>The Great Fire of London</p> <p>Lesson Number:</p>					
1	2	3	4	5	6	1	2	3	4	5	6	1	2	3	4	5	6	1	2	3	4	5	6
a	a	a	a	a	a	a	a	a	a	a	a	a	a	a	a	a	a	a	a	a	a	a	a
b	b	b	b	b	b	b	b	b	b	b	b	b	b	b	b	b	b	b	b	b	b	b	b
c	c	c	c	c	c	c	c	c	c	c	c	c	c	c	c	c	c	c	c	c	c	c	c
d	d	d	d	d	d	d	d	d	d	d	d	d	d	d	d	d	d	d	d	d	d	d	d

 <p>War and Remembrance</p> <p>Lesson Number:</p>						 <p>Significant Explorers</p> <p>Lesson Number:</p>						 <p>Nurturing Nurses</p> <p>Lesson Number:</p>						 <p>Toys</p> <p>Lesson Number:</p>					
1	2	3	4	5	6	1	2	3	4	5	6	1	2	3	4	5	6	1	2	3	4	5	6
a	a	a	a	a	a	a	a	a	a	a	a	a	a	a	a	a	a	a	a	a	a	a	a
b	b	b	b	b	b	b	b	b	b	b	b	b	b	b	b	b	b	b	b	b	b	b	b
c	c	c	c	c	c	c	c	c	c	c	c	c	c	c	c	c	c	c	c	c	c	c	c
d	d	d	d	d	d	d	d	d	d	d	d	d	d	d	d	d	d	d	d	d	d	d	d

Historical Interpretations

KS1

LKS2









UKS2

KS2 History National Curriculum

Children should understand how our knowledge of the past is constructed from a range of sources.

Children can:

- a look at more than two versions of the same event or story in history and identify differences;
- b investigate different accounts of historical events and be able to explain some of the reasons why the accounts may be different.

 <p>Updated Content!</p> <p>The Romans</p> <p>Lesson Number:</p>						 <p>Anglo-Saxons and Scots</p> <p>Lesson Number:</p>						 <p>Vikings and Anglo-Saxons</p> <p>Lesson Number:</p>						 <p>The Railways</p> <p>Lesson Number:</p>					
1	2	3	4	5	6	1	2	3	4	5	6	1	2	3	4	5	6	1	2	3	4	5	6
a	a	a	a	a	a	a	a	a	a	a	a	a	a	a	a	a	a	a	a	a	a	a	a
b	b	b	b	b	b	b	b	b	b	b	b	b	b	b	b	b	b	b	b	b	b	b	b
 <p>Crime and Punishment</p> <p>Lesson Number:</p>						 <p>Ancient Egypt</p> <p>Lesson Number:</p>						 <p>Riotous Royalty</p> <p>Lesson Number:</p>						 <p>World War II</p> <p>Lesson Number:</p>					
1	2	3	4	5	6	1	2	3	4	5	6	1	2	3	4	5	6	1	2	3	4	5	6
a	a	a	a	a	a	a	a	a	a	a	a	a	a	a	a	a	a	a	a	a	a	a	a
b	b	b	b	b	b	b	b	b	b	b	b	b	b	b	b	b	b	b	b	b	b	b	b

Historical Investigations

KS1

LKS2

UKS2





KS2 History National Curriculum





Pupils should regularly address and sometimes devise historically valid questions about change, cause, similarity and difference, and significance.

Children should construct informed responses that involve thoughtful selection and organisation of relevant historical information.

Children can:

- a use a range of primary and secondary sources to find out about the past;
- b construct informed responses about one aspect of life or a key event in the past through careful selection and organisation of relevant historical information;
- c gather more detail from sources such as maps to build up a clearer picture of the past;
- d regularly address and sometimes devise own questions to find answers about the past;
- e begin to undertake their own research.

 <p>Updated Content!</p> <p>The Romans</p> <p>Lesson Number:</p>						 <p>Anglo-Saxons and Scots</p> <p>Lesson Number:</p>						 <p>Vikings and Anglo-Saxons</p> <p>Lesson Number:</p>						 <p>The Railways</p> <p>Lesson Number:</p>					
1	2	3	4	5	6	1	2	3	4	5	6	1	2	3	4	5	6	1	2	3	4	5	6
a	a	a	a	a	a	a	a	a	a	a	a	a	a	a	a	a	a	a	a	a	a	a	a
b	b	b	b	b	b	b	b	b	b	b	b	b	b	b	b	b	b	b	b	b	b	b	b
c	c	c	c	c	c	c	c	c	c	c	c	c	c	c	c	c	c	c	c	c	c	c	c
d	d	d	d	d	d	d	d	d	d	d	d	d	d	d	d	d	d	d	d	d	d	d	d
e	e	e	e	e	e	e	e	e	e	e	e	e	e	e	e	e	e	e	e	e	e	e	e

 <p>Crime and Punishment</p> <p>Lesson Number:</p>						 <p>Ancient Egypt</p> <p>Lesson Number:</p>						 <p>Riotous Royalty</p> <p>Lesson Number:</p>						 <p>World War II</p> <p>Lesson Number:</p>					
1	2	3	4	5	6	1	2	3	4	5	6	1	2	3	4	5	6	1	2	3	4	5	6
a	a	a	a	a	a	a	a	a	a	a	a	a	a	a	a	a	a	a	a	a	a	a	a
b	b	b	b	b	b	b	b	b	b	b	b	b	b	b	b	b	b	b	b	b	b	b	b
c	c	c	c	c	c	c	c	c	c	c	c	c	c	c	c	c	c	c	c	c	c	c	c
d	d	d	d	d	d	d	d	d	d	d	d	d	d	d	d	d	d	d	d	d	d	d	d
e	e	e	e	e	e	e	e	e	e	e	e	e	e	e	e	e	e	e	e	e	e	e	e

Chronological Understanding

KS1

LKS2









UKS2

KS2 History National Curriculum

Pupils should continue to develop a chronologically secure knowledge and understanding of British, local and world history, establishing clear narratives within and across the periods they study.

Children can:

- a sequence several events, artefacts or historical figures on a timeline using dates, including those that are sometimes further apart, and terms related to the unit being studied and passing of time;
- b understand that a timeline can be divided into BC (Before Christ) and AD (Anno Domini).

 <p>Updated Content!</p> <p>The Romans</p> <p>Lesson Number:</p>						 <p>Anglo-Saxons and Scots</p> <p>Lesson Number:</p>						 <p>Vikings and Anglo-Saxons</p> <p>Lesson Number:</p>						 <p>The Railways</p> <p>Lesson Number:</p>					
1	2	3	4	5	6	1	2	3	4	5	6	1	2	3	4	5	6	1	2	3	4	5	6
a	a	a	a	a	a	a	a	a	a	a	a	a	a	a	a	a	a	a	a	a	a	a	a
b	b	b	b	b	b	b	b	b	b	b	b	b	b	b	b	b	b	b	b	b	b	b	b
 <p>Crime and Punishment</p> <p>Lesson Number:</p>						 <p>Ancient Egypt</p> <p>Lesson Number:</p>						 <p>Riotous Royalty</p> <p>Lesson Number:</p>						 <p>World War II</p> <p>Lesson Number:</p>					
1	2	3	4	5	6	1	2	3	4	5	6	1	2	3	4	5	6	1	2	3	4	5	6
a	a	a	a	a	a	a	a	a	a	a	a	a	a	a	a	a	a	a	a	a	a	a	a
b	b	b	b	b	b	b	b	b	b	b	b	b	b	b	b	b	b	b	b	b	b	b	b

Knowledge and Understanding of Events, People and Changes in the Past

KS1

LKS2






UKS2

KS2 History National Curriculum

Children should note connections, contrasts and trends over time.

Children can:

- a note key changes over a period of time and be able to give reasons for those changes;
- b find out about the everyday lives of people in time studied compared with our life today;
- c explain how people and events in the past have influenced life today;
- d identify key features, aspects and events of the time studied;
- e describe connections and contrasts between aspects of history, people, events and artefacts studied.

 <p>Updated Content!</p> <p>The Romans</p> <p>Lesson Number:</p>						 <p>Anglo-Saxons and Scots</p> <p>Lesson Number:</p>						 <p>Vikings and Anglo-Saxons</p> <p>Lesson Number:</p>						 <p>The Railways</p> <p>Lesson Number:</p>					
1	2	3	4	5	6	1	2	3	4	5	6	1	2	3	4	5	6	1	2	3	4	5	6
a	a	a	a	a	a	a	a	a	a	a	a	a	a	a	a	a	a	a	a	a	a	a	a
b	b	b	b	b	b	b	c	b	b	b	b	b	b	b	b	b	b	b	b	b	b	b	b
c	c	c	c	c	c	c	c	c	c	c	c	c	c	c	c	c	c	c	c	c	c	c	c
d	d	d	d	d	d	d	d	d	d	d	d	d	d	d	d	d	d	d	d	d	d	d	d
e	e	e	e	e	e	e	e	e	e	e	e	e	e	e	e	e	e	e	e	e	e	e	e
 <p>Crime and Punishment</p> <p>Lesson Number:</p>						 <p>Ancient Egypt</p> <p>Lesson Number:</p>						 <p>Riotous Royalty</p> <p>Lesson Number:</p>						 <p>World War II</p> <p>Lesson Number:</p>					
1	2	3	4	5	6	1	2	3	4	5	6	1	2	3	4	5	6	1	2	3	4	5	6
a	a	a	a	a	a	a	a	a	a	a	a	a	a	a	a	a	a	a	a	a	a	a	a
b	b	b	b	b	b	b	b	b	b	b	b	b	b	b	b	b	b	b	b	b	b	b	b
c	c	c	c	c	c	c	c	c	c	c	c	c	c	c	c	c	c	c	c	c	c	c	c
d	d	d	d	d	d	d	d	d	d	d	d	d	d	d	d	d	d	d	d	d	d	d	d
e	e	e	e	e	e	e	e	e	e	e	e	e	e	e	e	e	e	e	e	e	e	e	e

Presenting, Organising and Communicating

KS1

LKS2

UKS2



KS2 History National Curriculum

Pupils should develop the appropriate use of historical terms.

Children can:

- a use and understand appropriate historical vocabulary to communicate information such as ruled, reigned, empire, invasion, conquer, kingdoms;
- b present, communicate and organise ideas about the past using models, drama role play and different genres of writing including letters, recounts, poems, adverts, diaries, posters and guides;
- c start to present ideas based on their own research about a studied period.

 <p>Updated Content!</p> <p>The Romans</p> <p>Lesson Number:</p>						 <p>Anglo-Saxons and Scots</p> <p>Lesson Number:</p>						 <p>Vikings and Anglo-Saxons</p> <p>Lesson Number:</p>						 <p>The Railways</p> <p>Lesson Number:</p>					
1	2	3	4	5	6	1	2	3	4	5	6	1	2	3	4	5	6	1	2	3	4	5	6
a	a	a	a	a	a	a	a	a	a	a	a	a	a	a	a	a	a	a	a	a	a	a	a
b	b	b	b	b	b	b	b	b	b	b	b	b	b	b	b	b	b	b	b	b	b	b	b
c	c	c	c	c	c	c	c	c	c	c	c	c	c	c	c	c	c	c	c	c	c	c	c

 <p>Crime and Punishment</p> <p>Lesson Number:</p>						 <p>Ancient Egypt</p> <p>Lesson Number:</p>						 <p>Riotous Royalty</p> <p>Lesson Number:</p>						 <p>World War II</p> <p>Lesson Number:</p>					
1	2	3	4	5	6	1	2	3	4	5	6	1	2	3	4	5	6	1	2	3	4	5	6
a	a	a	a	a	a	a	a	a	a	a	a	a	a	a	a	a	a	a	a	a	a	a	a
b	b	b	b	b	b	b	b	b	b	b	b	b	b	b	b	b	b	b	b	b	b	b	b
c	c	c	c	c	c	c	c	c	c	c	c	c	c	c	c	c	c	c	c	c	c	c	c

Historical Interpretations

KS1

LKS2


UKS2

KS2 History National Curriculum

Children should understand how our knowledge of the past is constructed from a range of sources.

Children can:


- a** find and analyse a wide range of evidence about the past;
- b** use a range of evidence to offer some clear reasons for different interpretations of events, linking this to factual understanding about the past;
- c** consider different ways of checking the accuracy of interpretations of the past;
- d** start to understand the difference between primary and secondary evidence and the impact of this on reliability;
- e** show an awareness of the concept of propaganda;
- f** know that people in the past represent events or ideas in a way that may be to persuade others;
- g** begin to evaluate the usefulness of different sources.



Ancient Greece

Lesson Number:


1	2	3	4	5	6
a	a	a	a	a	a
b	b	b	b	b	b
c	c	c	c	c	c
d	d	d	d	d	d
e	e	e	e	e	e
f	f	f	f	f	f
g	g	g	g	g	g



Maya Civilisation

Lesson Number:


1	2	3	4	5	6
a	a	a	a	a	a
b	b	b	b	b	b
c	c	c	c	c	c
d	d	d	d	d	d
e	e	e	e	e	e
f	f	f	f	f	f
g	g	g	g	g	g



The Indus Valley Civilisation

Lesson Number:


1	2	3	4	5	6
a	a	a	a	a	a
b	b	b	b	b	b
c	c	c	c	c	c
d	d	d	d	d	d
e	e	e	e	e	e
f	f	f	f	f	f
g	g	g	g	g	g



Ancient Sumer

Lesson Number:


1	2	3	4	5	6
a	a	a	a	a	a
b	b	b	b	b	b
c	c	c	c	c	c
d	d	d	d	d	d
e	e	e	e	e	e
f	f	f	f	f	f
g	g	g	g	g	g



Ancient Egypt

Lesson Number:

1	2	3	4	5	6
a	a	a	a	a	a
b	b	b	b	b	b
c	c	c	c	c	c
d	d	d	d	d	d
e	e	e	e	e	e
f	f	f	f	f	f
g	g	g	g	g	g



Stone Age to the Iron Age

Lesson Number:

1	2	3	4	5	6
a	a	a	a	a	a
b	b	b	b	b	b
c	c	c	c	c	c
d	d	d	d	d	d
e	e	e	e	e	e
f	f	f	f	f	f
g	g	g	g	g	g

Historical Interpretations

KS1

LKS2






UKS2

KS2 History National Curriculum

Children should understand how our knowledge of the past is constructed from a range of sources.

Children can:

- a** find and analyse a wide range of evidence about the past;
- b** use a range of evidence to offer some clear reasons for different interpretations of events, linking this to factual understanding about the past;
- c** consider different ways of checking the accuracy of interpretations of the past;
- d** start to understand the difference between primary and secondary evidence and the impact of this on reliability;
- e** show an awareness of the concept of propaganda;
- f** know that people in the past represent events or ideas in a way that may be to persuade others;
- g** begin to evaluate the usefulness of different sources.

 World War II						 Leisure and Entertainment						 The Shang Dynasty						 Early Islamic Civilisation						 Benin					
Lesson Number:						Lesson Number:						Lesson Number:						Lesson Number:						Lesson Number:					
1	2	3	4	5	6	1	2	3	4	5	6	1	2	3	4	5	6	1	2	3	4	5	6	1	2	3	4	5	6
a	a	a	a	a	a	a	a	a	a	a	a	a	a	a	a	a	a	a	a	a	a	a	a	a	a	a	a	a	a
b	b	b	b	b	b	b	b	b	b	b	b	b	b	b	b	b	b	b	b	b	b	b	b	b	b	b	b	b	b
c	c	c	c	c	c	c	c	c	c	c	c	c	c	c	c	c	c	c	c	c	c	c	c	c	c	c	c	c	c
d	d	d	d	d	d	d	d	d	d	d	d	d	d	d	d	d	d	d	d	d	d	d	d	d	d	d	d	d	d
e	e	e	e	e	e	e	e	e	e	e	e	e	e	e	e	e	e	e	e	e	e	e	e	e	e	e	e	e	e
f	f	f	f	f	f	f	f	f	f	f	f	f	f	f	f	f	f	f	f	f	f	f	f	f	f	f	f	f	f
g	g	g	g	g	g	g	g	g	g	g	g	g	g	g	g	g	g	g	g	g	g	g	g	g	g	g	g	g	g

Historical Investigations

KS1

LKS2

UKS2


KS2 History National Curriculum

Pupils should regularly address and sometimes devise historically valid questions about change, cause, similarity and difference, and significance.

Children should construct informed responses that involve thoughtful selection and organisation of relevant historical information.

Children can:


- a recognise when they are using primary and secondary sources of information to investigate the past;
- b use a wide range of different evidence to collect evidence about the past, such as ceramics, pictures, documents, printed sources, posters, online material, pictures, photographs, artefacts, historic statues, figures, sculptures, historic sites;
- c select relevant sections of information to address historically valid questions and construct detailed, informed responses;
- d investigate their own lines of enquiry by posing historically valid questions to answer.



Ancient Greece

Lesson Number:

1	2	3	4	5	6
a	a	a	a	a	a
b	b	b	b	b	b
c	c	c	c	c	c
d	d	d	d	d	d




Maya Civilisation

Lesson Number:

1	2	3	4	5	6
a	a	a	a	a	a
b	b	b	b	b	b
c	c	c	c	c	c
d	d	d	d	d	d


The Indus Valley Civilisation



Lesson Number:

1	2	3	4	5	6
a	a	a	a	a	a
b	b	b	b	b	b
c	c	c	c	c	c
d	d	d	d	d	d


Ancient Sumer



Lesson Number:

1	2	3	4	5	6
a	a	a	a	a	a
b	b	b	b	b	b
c	c	c	c	c	c
d	d	d	d	d	d


Ancient Egypt



Lesson Number:


1	2	3	4	5	6
a	a	a	a	a	a
b	b	b	b	b	b
c	c	c	c	c	c
d	d	d	d	d	d

Stone Age to the Iron Age



Lesson Number:

1	2	3	4	5	6
a	a	a	a	a	a
b	b	b	b	b	b
c	c	c	c	c	c
d	d	d	d	d	d




World War II

Lesson Number:

1	2	3	4	5	6
a	a	a	a	a	a
b	b	b	b	b	b
c	c	c	c	c	c
d	d	d	d	d	d


Leisure and Entertainment



Lesson Number:

1	2	3	4	5	6
a	a	a	a	a	a
b	b	b	b	b	b
c	c	c	c	c	c
d	d	d	d	d	d


The Shang Dynasty



Lesson Number:

1	2	3	4	5	6
a	a	a	a	a	a
b	b	b	b	b	b
c	c	c	c	c	c
d	d	d	d	d	d


Early Islamic Civilisation



Lesson Number:

1	2	3	4	5	6
a	a	a	a	a	a
b	b	b	b	b	b
c	c	c	c	c	c
d	d	d	d	d	d

Benin



Lesson Number:

1	2	3	4	5	6
a	a	a	a	a	a
b	b	b	b	b	b
c	c	c	c	c	c
d	d	d	d	d	d

Chronological Understanding

KS1

LKS2


UKS2

KS2 History National Curriculum

Pupils should continue to develop a chronologically secure knowledge and understanding of British, local and world history, establishing clear narratives within and across the periods they study.

Children can:


- a order an increasing number of significant events, movements and dates on a timeline using dates accurately;
- b accurately use dates and terms to describe historical events;
- c understand and describe in some detail the main changes to an aspect in a period in history;
- d understand how some historical events/periods occurred concurrently in different locations, e.g. Indus Valley and Ancient Egypt.



Ancient Greece

Lesson Number:

1	2	3	4	5	6
a	a	a	a	a	a
b	b	b	b	b	b
c	c	c	c	c	c
d	d	d	d	d	d




Maya Civilisation

Lesson Number:

1	2	3	4	5	6
a	a	a	a	a	a
b	b	b	b	b	b
c	c	c	c	c	c
d	d	d	d	d	d


The Indus Valley Civilisation



Lesson Number:

1	2	3	4	5	6
a	a	a	a	a	a
b	b	b	b	b	b
c	c	c	c	c	c
d	d	d	d	d	d


Ancient Sumer



Lesson Number:

1	2	3	4	5	6
a	a	a	a	a	a
b	b	b	b	b	b
c	c	c	c	c	c
d	d	d	d	d	d


Ancient Egypt



Lesson Number:


1	2	3	4	5	6
a	a	a	a	a	a
b	b	b	b	b	b
c	c	c	c	c	c
d	d	d	d	d	d

Stone Age to the Iron Age



Lesson Number:

1	2	3	4	5	6
a	a	a	a	a	a
b	b	b	b	b	b
c	c	c	c	c	c
d	d	d	d	d	d




World War II

Lesson Number:

1	2	3	4	5	6
a	a	a	a	a	a
b	b	b	b	b	b
c	c	c	c	c	c
d	d	d	d	d	d


Leisure and Entertainment



Lesson Number:

1	2	3	4	5	6
a	a	a	a	a	a
b	b	b	b	b	b
c	c	c	c	c	c
d	d	d	d	d	d


The Shang Dynasty



Lesson Number:

1	2	3	4	5	6
a	a	a	a	a	a
b	b	b	b	b	b
c	c	c	c	c	c
d	d	d	d	d	d


Early Islamic Civilisation



Lesson Number:

1	2	3	4	5	6
a	a	a	a	a	a
b	b	b	b	b	b
c	c	c	c	c	c
d	d	d	d	d	d

Benin



Lesson Number:

1	2	3	4	5	6
a	a	a	a	a	a
b	b	b	b	b	b
c	c	c	c	c	c
d	d	d	d	d	d

Knowledge and Understanding of Events, People and Changes in the Past

KS1

LKS2







UKS2






KS2 History National Curriculum

Pupils should note connections, contrasts and trends over time.

Children can:

- a identify and note connections, contrasts and trends over time in the everyday lives of people;
- b use appropriate historical terms such as culture, religious, social, economic and political when describing the past;
- c examine causes and results of great events and the impact these had on people;
- d describe the key features of the past, including attitudes, beliefs and the everyday lives of men, women and children.

<div></div> <p>Ancient Greece</p>						<div></div> <p>Maya Civilisation</p>						<div></div> <p>The Indus Valley Civilisation</p>						<div></div> <p>Ancient Sumer</p>						<div></div> <p>Ancient Egypt</p>						<div></div> <p>Stone Age to the Iron Age</p>					
Lesson Number:						Lesson Number:						Lesson Number:						Lesson Number:						Lesson Number:						Lesson Number:					
1	2	3	4	5	6	1	2	3	4	5	6	1	2	3	4	5	6	1	2	3	4	5	6	1	2	3	4	5	6	1	2	3	4	5	6
a	a	a	a	a	a	a	a	a	a	a	a	a	a	a	a	a	a	a	a	a	a	a	a	a	a	a	a	a	a	a	a	a	a	a	
b	b	b	b	b	b	b	b	b	b	b	b	b	b	b	b	b	b	b	b	b	b	b	b	b	b	b	b	b	b	b	b	b	b	b	
c	c	c	c	c	c	c	c	c	c	c	c	c	c	c	c	c	c	c	c	c	c	c	c	c	c	c	c	c	c	c	c	c	c	c	
d	d	d	d	d	d	d	d	d	d	d	d	d	d	d	d	d	d	d	d	d	d	d	d	d	d	d	d	d	d	d	d	d	d	d	

<div></div> <p>World War II</p>						<div></div> <p>Leisure and Entertainment</p>						<div></div> <p>The Shang Dynasty</p>						<div></div> <p>Early Islamic Civilisation</p>						<div></div> <p>Benin</p>																	
Lesson Number:						Lesson Number:						Lesson Number:						Lesson Number:						Lesson Number:																	
1	2	3	4	5	6	1	2	3	4	5	6	1	2	3	4	5	6	1	2	3	4	5	6	1	2	3	4	5	6												
a	a	a	a	a	a	a	a	a	a	a	a	a	a	a	a	a	a	a	a	a	a	a	a	a	a	a	a	a	a	a	a	a	a	a							
b	b	b	b	b	b	b	b	b	b	b	b	b	b	b	b	b	b	b	b	b	b	b	b	b	b	b	b	b	b	b	b	b	b	b							
c	c	c	c	c	c	c	c	c	c	c	c	c	c	c	c	c	c	c	c	c	c	c	c	c	c	c	c	c	c	c	c	c	c	c							
d	d	d	d	d	d	d	d	d	d	d	d	d	d	d	d	d	d	d	d	d	d	d	d	d	d	d	d	d	d	d	d	d	d	d							

Presenting, Organising and Communicating

KS1

LKS2












UKS2

KS2 History National Curriculum

Pupils should develop the appropriate use of historical terms.

Children can:

- a know and show a good understanding of historical vocabulary including abstract terms such as democracy, civilisation, social, political, economic, cultural, religious;
- b present, communicate and organise ideas about from the past using detailed discussions and debates and different genres of writing such as myths, instructions, accounts, diaries, letters, information/travel guides, posters, news reports;
- c plan and present a self-directed project or research about the studied period.

 <p>Ancient Greece</p> <p>Lesson Number:</p> <table border="1"> <tr><td>1</td><td>2</td><td>3</td><td>4</td><td>5</td><td>6</td></tr> <tr><td>a</td><td>a</td><td>a</td><td>a</td><td>a</td><td>a</td></tr> <tr><td>b</td><td>b</td><td>b</td><td>b</td><td>b</td><td>b</td></tr> <tr><td>c</td><td>c</td><td>c</td><td>c</td><td>c</td><td>c</td></tr> </table>	1	2	3	4	5	6	a	a	a	a	a	a	b	b	b	b	b	b	c	c	c	c	c	c	 <p>Maya Civilisation</p> <p>Lesson Number:</p> <table border="1"> <tr><td>1</td><td>2</td><td>3</td><td>4</td><td>5</td><td>6</td></tr> <tr><td>a</td><td>a</td><td>a</td><td>a</td><td>a</td><td>a</td></tr> <tr><td>b</td><td>b</td><td>b</td><td>b</td><td>b</td><td>b</td></tr> <tr><td>c</td><td>c</td><td>c</td><td>c</td><td>c</td><td>c</td></tr> </table>	1	2	3	4	5	6	a	a	a	a	a	a	b	b	b	b	b	b	c	c	c	c	c	c	 <p>The Indus Valley Civilisation</p> <p>Lesson Number:</p> <table border="1"> <tr><td>1</td><td>2</td><td>3</td><td>4</td><td>5</td><td>6</td></tr> <tr><td>a</td><td>a</td><td>a</td><td>a</td><td>a</td><td>a</td></tr> <tr><td>b</td><td>b</td><td>b</td><td>b</td><td>b</td><td>b</td></tr> <tr><td>c</td><td>c</td><td>c</td><td>c</td><td>c</td><td>c</td></tr> </table>	1	2	3	4	5	6	a	a	a	a	a	a	b	b	b	b	b	b	c	c	c	c	c	c	 <p>Ancient Sumer</p> <p>Lesson Number:</p> <table border="1"> <tr><td>1</td><td>2</td><td>3</td><td>4</td><td>5</td><td>6</td></tr> <tr><td>a</td><td>a</td><td>a</td><td>a</td><td>a</td><td>a</td></tr> <tr><td>b</td><td>b</td><td>b</td><td>b</td><td>b</td><td>b</td></tr> <tr><td>c</td><td>c</td><td>c</td><td>c</td><td>c</td><td>c</td></tr> </table>	1	2	3	4	5	6	a	a	a	a	a	a	b	b	b	b	b	b	c	c	c	c	c	c	 <p>Ancient Egypt</p> <p>Lesson Number:</p> <table border="1"> <tr><td>1</td><td>2</td><td>3</td><td>4</td><td>5</td><td>6</td></tr> <tr><td>a</td><td>a</td><td>a</td><td>a</td><td>a</td><td>a</td></tr> <tr><td>b</td><td>b</td><td>b</td><td>b</td><td>b</td><td>b</td></tr> <tr><td>c</td><td>c</td><td>c</td><td>c</td><td>c</td><td>c</td></tr> </table>	1	2	3	4	5	6	a	a	a	a	a	a	b	b	b	b	b	b	c	c	c	c	c	c	 <p>Stone Age to the Iron Age</p> <p>Lesson Number:</p> <table border="1"> <tr><td>1</td><td>2</td><td>3</td><td>4</td><td>5</td><td>6</td></tr> <tr><td>a</td><td>a</td><td>a</td><td>a</td><td>a</td><td>a</td></tr> <tr><td>b</td><td>b</td><td>b</td><td>b</td><td>b</td><td>b</td></tr> <tr><td>c</td><td>c</td><td>c</td><td>c</td><td>c</td><td>c</td></tr> </table>	1	2	3	4	5	6	a	a	a	a	a	a	b	b	b	b	b	b	c	c	c	c	c	c
1	2	3	4	5	6																																																																																																																																																
a	a	a	a	a	a																																																																																																																																																
b	b	b	b	b	b																																																																																																																																																
c	c	c	c	c	c																																																																																																																																																
1	2	3	4	5	6																																																																																																																																																
a	a	a	a	a	a																																																																																																																																																
b	b	b	b	b	b																																																																																																																																																
c	c	c	c	c	c																																																																																																																																																
1	2	3	4	5	6																																																																																																																																																
a	a	a	a	a	a																																																																																																																																																
b	b	b	b	b	b																																																																																																																																																
c	c	c	c	c	c																																																																																																																																																
1	2	3	4	5	6																																																																																																																																																
a	a	a	a	a	a																																																																																																																																																
b	b	b	b	b	b																																																																																																																																																
c	c	c	c	c	c																																																																																																																																																
1	2	3	4	5	6																																																																																																																																																
a	a	a	a	a	a																																																																																																																																																
b	b	b	b	b	b																																																																																																																																																
c	c	c	c	c	c																																																																																																																																																
1	2	3	4	5	6																																																																																																																																																
a	a	a	a	a	a																																																																																																																																																
b	b	b	b	b	b																																																																																																																																																
c	c	c	c	c	c																																																																																																																																																
 <p>World War II</p> <p>Lesson Number:</p> <table border="1"> <tr><td>1</td><td>2</td><td>3</td><td>4</td><td>5</td><td>6</td></tr> <tr><td>a</td><td>a</td><td>a</td><td>a</td><td>a</td><td>a</td></tr> <tr><td>b</td><td>b</td><td>b</td><td>b</td><td>b</td><td>b</td></tr> <tr><td>c</td><td>c</td><td>c</td><td>c</td><td>c</td><td>c</td></tr> </table>	1	2	3	4	5	6	a	a	a	a	a	a	b	b	b	b	b	b	c	c	c	c	c	c	 <p>Leisure and Entertainment</p> <p>Lesson Number:</p> <table border="1"> <tr><td>1</td><td>2</td><td>3</td><td>4</td><td>5</td><td>6</td></tr> <tr><td>a</td><td>a</td><td>a</td><td>a</td><td>a</td><td>a</td></tr> <tr><td>b</td><td>b</td><td>b</td><td>b</td><td>b</td><td>b</td></tr> <tr><td>c</td><td>c</td><td>c</td><td>c</td><td>c</td><td>c</td></tr> </table>	1	2	3	4	5	6	a	a	a	a	a	a	b	b	b	b	b	b	c	c	c	c	c	c	 <p>The Shang Dynasty</p> <p>Lesson Number:</p> <table border="1"> <tr><td>1</td><td>2</td><td>3</td><td>4</td><td>5</td><td>6</td></tr> <tr><td>a</td><td>a</td><td>a</td><td>a</td><td>a</td><td>a</td></tr> <tr><td>b</td><td>b</td><td>b</td><td>b</td><td>b</td><td>b</td></tr> <tr><td>c</td><td>c</td><td>c</td><td>c</td><td>c</td><td>c</td></tr> </table>	1	2	3	4	5	6	a	a	a	a	a	a	b	b	b	b	b	b	c	c	c	c	c	c	 <p>Early Islamic Civilisation</p> <p>Lesson Number:</p> <table border="1"> <tr><td>1</td><td>2</td><td>3</td><td>4</td><td>5</td><td>6</td></tr> <tr><td>a</td><td>a</td><td>a</td><td>a</td><td>a</td><td>a</td></tr> <tr><td>b</td><td>b</td><td>b</td><td>b</td><td>b</td><td>b</td></tr> <tr><td>c</td><td>c</td><td>c</td><td>c</td><td>c</td><td>c</td></tr> </table>	1	2	3	4	5	6	a	a	a	a	a	a	b	b	b	b	b	b	c	c	c	c	c	c	 <p>Benin</p> <p>Lesson Number:</p> <table border="1"> <tr><td>1</td><td>2</td><td>3</td><td>4</td><td>5</td><td>6</td></tr> <tr><td>a</td><td>a</td><td>a</td><td>a</td><td>a</td><td>a</td></tr> <tr><td>b</td><td>b</td><td>b</td><td>b</td><td>b</td><td>b</td></tr> <tr><td>c</td><td>c</td><td>c</td><td>c</td><td>c</td><td>c</td></tr> </table>	1	2	3	4	5	6	a	a	a	a	a	a	b	b	b	b	b	b	c	c	c	c	c	c																									
1	2	3	4	5	6																																																																																																																																																
a	a	a	a	a	a																																																																																																																																																
b	b	b	b	b	b																																																																																																																																																
c	c	c	c	c	c																																																																																																																																																
1	2	3	4	5	6																																																																																																																																																
a	a	a	a	a	a																																																																																																																																																
b	b	b	b	b	b																																																																																																																																																
c	c	c	c	c	c																																																																																																																																																
1	2	3	4	5	6																																																																																																																																																
a	a	a	a	a	a																																																																																																																																																
b	b	b	b	b	b																																																																																																																																																
c	c	c	c	c	c																																																																																																																																																
1	2	3	4	5	6																																																																																																																																																
a	a	a	a	a	a																																																																																																																																																
b	b	b	b	b	b																																																																																																																																																
c	c	c	c	c	c																																																																																																																																																
1	2	3	4	5	6																																																																																																																																																
a	a	a	a	a	a																																																																																																																																																
b	b	b	b	b	b																																																																																																																																																
c	c	c	c	c	c																																																																																																																																																